

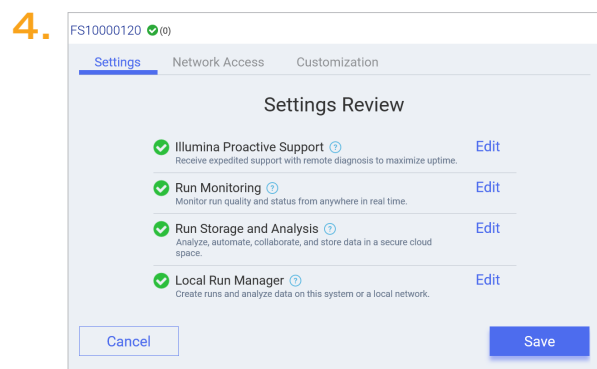
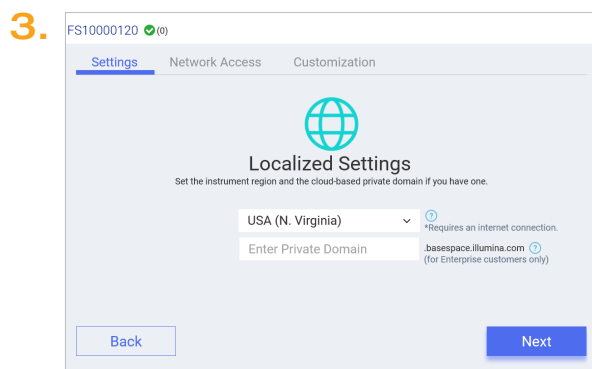
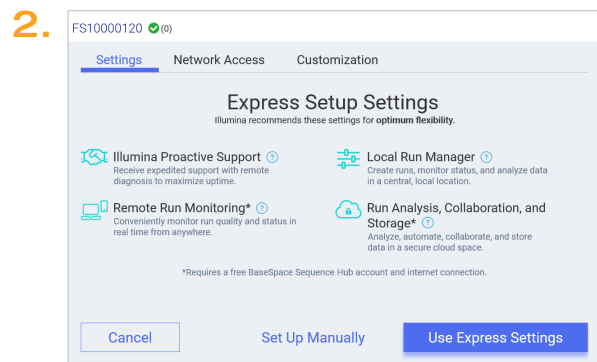
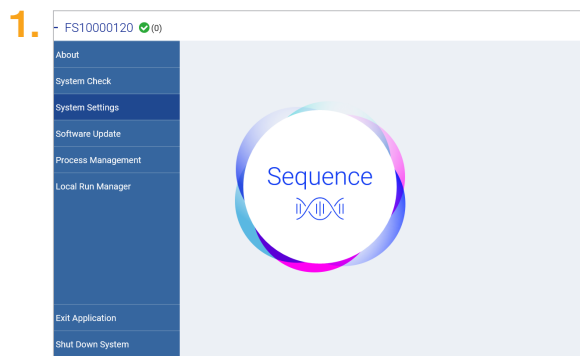
illumina Proactive Service connectivity guide

Easily connect your iSeq™ 100 Sequencing System

To reduce unplanned downtime, minimize run failures and lost samples, plus resolve issues faster if and when they arise, simply follow the steps below.

Follow these steps to get connected

- From the pull-down menu on the **Home** Screen, select **System Settings**
- Select the **Use Express Settings**
- Select **Instrument Region** from the pull-down menu
- Click **Save** (by default, all options are enabled for Express Settings workflow)



For more information, contact your local field applications scientist or field service engineer.

www.illumina.com

For Research Use Only. Not for use in diagnostic procedures.